

6

5

4

3

2

1

**MATERIAL AND FINISH:**

Insulator: Impact resistance Polypropylene, black, UL-94V-HB rated

PDSN-36-2A (wire leads): PVC, 26 AWG

Contact & terminals:

PDSN-36-2B: Brass, Nickel plated

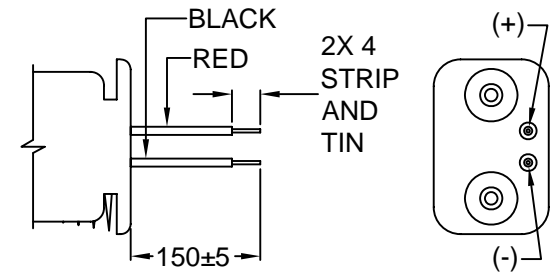
PDSN-36-2C: Brass, Nickel plated

PDSN-36-2D: Steel, Nickel plated

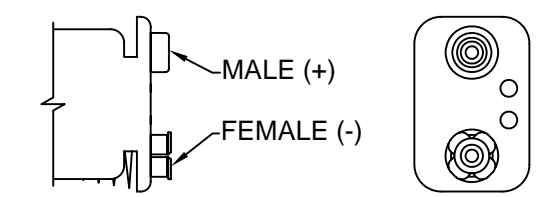
Spring: Spring Steel, Nickel plated imbedded in Polypropylene

**ENVIRONMENTAL:**

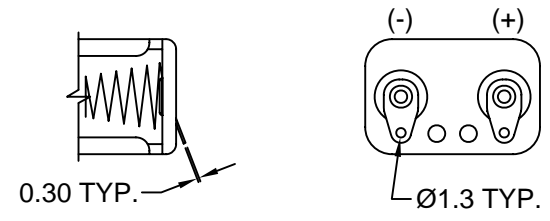
Operating temperature: -5°C to +83°C



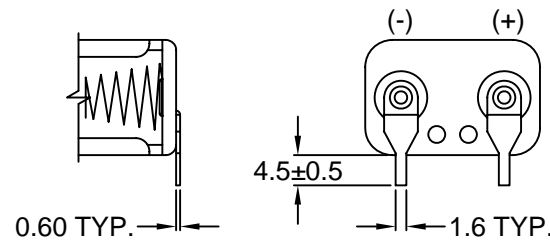
PDSN-36-2A WIRE LEADS



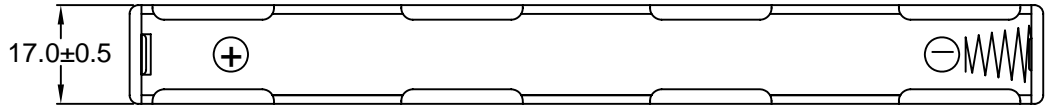
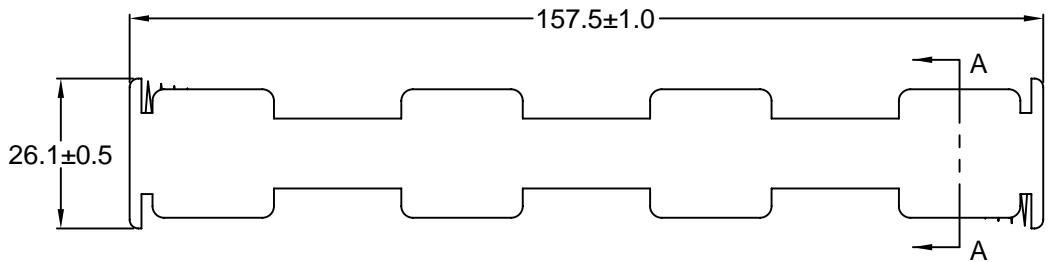
PDSN-36-2B SNAP TERMINAL



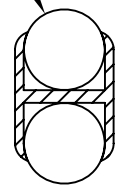
PDSN-36-2C SOLDER LUGS



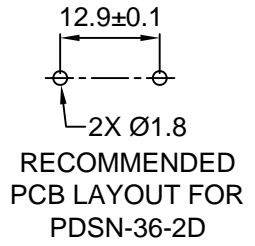
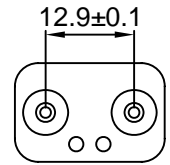
PDSN-36-2D PCB PINS



2X "AA" BATTERIES



SECTION A-A



RECOMMENDED PCB LAYOUT FOR PDSN-36-2D

REVISIONS	CHNG	CHECK	APPR		
	CHANGE	UPDATED DRAWING	REVISIED / UPDATED		
	DATE				
	REV	DATE			
A	11/3/00				
B	04/18/02				

TOLERANCE UNLESS OTHERWISE SPECIFIED			
X	± 1		
X.X	± 0.4		
X.XX	± 0.20		
DRAWN BY	TM	DATE:	3/21/94
CHECK BY	TD	DATE:	11/03/00
APPR BY	JJ	DATE:	11/03/00

**Power Dynamics, Inc.**  
Phone: 973 560-0019 Whippany, New Jersey Fax: 973 560-0076

PART: 6 CELL TYPE "AA" BATTERY HOLDER

PDSN-36-2X		SHEET 1 of 1
PART #:	SIZE: A	ALL DIMENSIONS FOR REFERENCE ONLY DIMENSIONS ARE IN MILLIMETERS
SCALE: NTS	REV: B	